

# EU-941 / EU-921

Multi-Channel Electrotherapy / Ultrasound Combo

1.1.1 Elektroterapijos ir ultragarso kombinuota terapija



EU-941



EU-921

Combination therapy can be applied by providing electrotherapy and ultrasound therapy simultaneously, providing very efficient therapy. 47 effective clinical programs are installed to our combination unit. You can simply choose the area to be treated from Human Body Diagram. The BNR of EU-941 and EU-921 is 2.4 to 4.6 (IEC standards), a significantly low ratio. Low beam non-uniformity ratio prevents hot spots and tissue damages.

1.1.4. 47 Efektyvios klinikinės programos su žmogaus kūno diagrama 30-čiai patologijų

1.1.17

- ♦ 4 or 2 independent electrotherapy channels + 1 ultrasound channel
- ♦ Low BNR (Beam Non-uniformity Ratio)
- ♦ 47 effective clinical programs with Human Body Diagram for over 30 types of pathologies
- ♦ 13 types of frequently used current modes installed
- ♦ Audio- Visual probe contact status
- ♦ 210 memorable program numbers
- ♦ Sequential mode to apply two designated therapeutic courses without having to modify unit parameters
- ♦ Constant current / constant voltage modes
- ♦ Exclusive vacuum unit available (Optional)
- ♦ Multi-frequency treatment probes (1 MHz and 3 MHz)
- ♦ Full-color, 7" LCD touch screen
- ♦ 9 languages available (English, German, French, Italian, Spanish, Portuguese, Turkish, Vietnamese & Chinese)
- ♦ 2 ultrasound probes connectable
- ♦ Selectable coupling sensitivity for ultrasound gel or medicated gel

1.1.5. 13 dažniausia naudojamų srovių tipų...

1.1.9 Audio-vizualinė UG kontakto būseną

## Current Details

Current Mode	Waveform image	Output mode	Maximum amplitude (peak)	Frequency
IF-4		Constant, Sweep	100 mA	1–250 Hz
IF-2		Constant, Sweep	100 mA	1–250 Hz
EMS		Surge Independent, Surge Co-Cont, Surge Alternate	100 mA	20–250 Hz
Russian		Surge Independent, Surge Co-Cont, Surge Alternate	100 mA	2.5 kHz
High Voltage (HV)		Constant, Sweep, Burst, Surge Independent, Surge Co-Cont, Surge Alternate	600 mA	0.5–200 Hz
TENS		Constant, Sweep, Burst, Surge Independent, Surge Co-Cont, Surge Alternate	100 mA	0.5–250 Hz
Microcurrent (MCR)		Constant	750 µA	0.2–400 Hz
Galvanic		Continuous, Interrupted	20 mA	0.95–15.8 Hz
Faradic		Surge Independent	70 mA	20–250 Hz
Diadynamic		DF, MF, CP, CP-ISO, LP, RS	70 mA	50 Hz or 100 Hz
Traebert		Constant	70 mA	142 Hz
I/T Curve • AQ		Constant	70 mA	I/T Curve: 0.33–0.5 Hz AQ: 0.33 Hz

1.1.21

1.1.22

**Specifications**

	EU-941	EU-921
Power supply	AC 100–240 V, 50/60 Hz	
Power consumption	190 VA	140 VA
Number of channels	5 independent (4 for electrotherapy, 1 for ultrasound)	3 independent (2 for electrotherapy, 1 for ultrasound)
Display	Full-color, 7" LCD touch screen	
Safety class according to IEC 60601-1	Class I, Type BF	
Dimensions	350 (W) × 270 (D) × 145 (H) mm	
Weight	4 kg	3.5 kg
Electrotherapy		
IF carrier frequency	2 kHz, 4 kHz, 5 kHz, 8 kHz, 10 kHz	
Vector sweep (for IF-4)	0°, 15°, 30°, 45°	
User-defined protocol memories	120	
Pre-programmed clinical protocols	28	
Timer	Max. 60 min.	
Ultrasound		
Ultrasound mode	Continuous, Pulsed (5%, 10%, 20%, 30%, 40%, 50%)	
Ultrasound intensity (max.)	Continuous: 2 W/cm², Pulsed: 3 W/cm²	
Ultrasound frequencies	1 MHz, 3 MHz	
Pulse frequency	16 Hz, 48 Hz, 100 Hz	
User-defined protocol memories	10 (for US) / 80 (for Combo)	
Pre-programmed clinical protocols	18 (for US) / 1 (for Combo)	
Timer	Max. 30 min.	
Number of US Probe connections	2	
Probe head diameter	[Large] 37.5 mm / [Small] 16 mm	
BNR US Probe head (IEC Standards)	1.1.13. Efektyvus kontaktinis plotas	[Large] 1 MHz: 4.6 / 3 MHz: 2.4 [Small] 1 MHz: 2.9 / 3 MHz: 2.4
ERA US Probe head (IEC Standards)		[Large] 1 MHz: 5.0 cm² / 3 MHz: 5.0 cm² [Small] 1 MHz: 1.0 cm² / 3 MHz: 1.0 cm²
Probe cable length		2 m
Class of protection against ingress of harmful water	1.1.14.	IPX 7 (US Probe)

1.1.13. Efektyvus kontaktinis plotas

1.1.14.

**Ordering Data**

Standard Kit	*Standard kit includes main unit.	EU-941	EU-921
012418	Ultrasound Probe (L)	1x	1x
B180534	Electrode Cable (Brown)	1x	1x
B180535	Electrode Cable (Red)	1x	—
B180536	Electrode Cable (Orange)	1x	—
B180537	Electrode Cable (Yellow)	1x	1x
011151	Rubber Electrode (M), 60 × 50 mm, 2pcs/pack	4x	2x
011148	Electrode Sponge A (M), 80 × 65 mm, 2pcs/pack	4x	2x
011655	Strap (L), 80 × 1200 mm	4x	2x
011654	Strap (S), 80 × 600 mm	4x	2x
012298	Probe Holder	1x	1x
120612	Ultrasound Gel (250 ml)	1x	1x
180562	Power Supply Cord (220–240 V, Type F) or	1x	1x
180559	Power Supply Cord (110–120 V, Type A)		

**Optional Accessories** \*Available to both EU-941 and EU-921

012416	Ultrasound Probe (S)
011152	Rubber Electrode (L), 100 × 60 mm, 2pcs/pack
011150	Rubber Electrode (S), 50 × 30 mm, 2pcs/pack
011149	Electrode Sponge A (L), 120 × 80 mm, 2pcs/pack
011147	Electrode Sponge A (S), 70 × 45 mm, 2pcs/pack
010306	Self-adhesive Electrode, 49 × 49 mm, 4pcs/pack
010747	Self-adhesive Electrode, 89 × 51 mm, 4pcs/pack
010889	Self-adhesive Electrode, ø32, 4pcs/pack
011356	HV/DC Probe
011172	MCR (Microcurrent) Probe, 2pcs/pack
—	Vacuum Unit (Please see next page.)

# SU-540 / SU-520<BK>

**Blow-out System 4 or 2 Channels Vacuum Unit**

1.1.6.

1.1.2 Vakuuminis modulis  
SU-520

SU-540 with EU-941

SU-520&lt;BK&gt; with EU-921

**SU-540 for EU-941 and SU-520<BK> for EU-921, both models adopt blow-out vacuum system, and therefore no water reservoir is needed. It is virtually maintenance-free, since dust or moisture does not adhere inside the tube or on the connections, resulting in preventing blockages and oxidation.**

**Specifications**

	SU-540	SU-520 <BK>
Power supply	AC 100–240 V, 50/60 Hz	AC 110, 120 or 220–240 V, 50/60 Hz
Power consumption	150 VA	110 and 120 V: 70 VA 220–240 V: 90 VA
Number of channels	4 independent	2 independent
Dimensions	345 (W) × 315 (D) × 115 (H) mm	345 (W) × 267 (D) × 116 (H) mm
Weight	8.5 kg	8 kg
Suction pressure	0 to -100 mmHg	

**Ordering Data**

Standard Kit	*Standard kit includes main unit.	SU-540	SU-520 <BK>
011771	Electrode Hose (Blue)	2x	1x
011772	Electrode Hose (Gray)	2x	1x
012399	Vacuum Electrode B (S), ø80 (Gray)	4x	2x
012400	Vacuum Electrode B (S), ø80 (Blue)	4x	2x
011276	Electrode Sponge B (S), ø70, 4pcs/pack	4x	2x
180562	Power Supply Cord (220–240 V, Type F) or	1x	1x
180559	Power Supply Cord (110–120 V, Type A)		

**Optional Accessories** \*Available to both SU-540 and SU-520 <BK>

012401	Vacuum Electrode B (L), ø100 (Gray)
012402	Vacuum Electrode B (L), ø100 (Blue)
120974	Suction Cup (L), ø100 (Gray) (cup only)
120975	Suction Cup (L), ø100 (Blue) (cup only)
120976	Suction Cup (S), ø80 (Gray) (cup only)
120977	Suction Cup (S), ø80 (Blue) (cup only)
151157	Suction Steel Plate (L), ø55
151083	Suction Steel Plate (S), ø45
121359	Suction Head
121360	Suction Head Cup
011277	Electrode Sponge B (L), ø90, 4pcs/pack
220278	Paper Disk (L), ø90, 100pcs/pack
220279	Paper Disk (S), ø70, 100pcs/pack

1.1.29



# ES-5400 / ES-5200

Multi-Channel Electrotherapy Unit



ES-5400



ES-5200


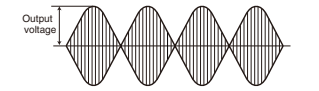
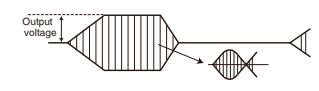
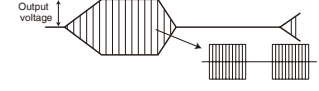

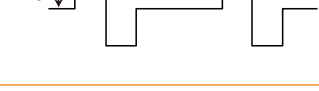
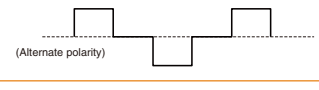
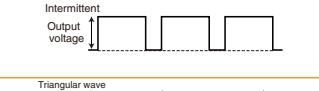


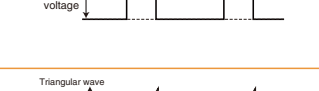



Electrotherapy is a treatment that promotes or represses vital reactions through the application of electric stimulation to the neuromuscular system or sensory nerves. Intended use is to reduce pain, improve muscle strength, increase joint mobility, suppress spasms, promote blood circulation and reduce the severity of edema. 28 pre-programmed therapy parameters are installed in ES-5400 and ES-5200 for over 20 types of typical pathologies. You can simply choose the area to be treated from Human Body Diagram.

## Features

- ◆ 4 or 2 independent electrotherapy channels
- ◆ 28 effective clinical programs with Human Body Diagram
- ◆ 13 types of frequently used current modes installed
- ◆ Sequential mode to apply two designated therapeutic courses without having to modify unit parameters
- ◆ Exclusive vacuum unit available (optional)
- ◆ Constant current / constant voltage modes
- ◆ Full-color, 7" LCD touch screen
- ◆ 120 memorable program numbers
- ◆ 9 languages available (English, German, French, Italian, Spanish, Portuguese, Turkish, Vietnamese & Chinese)

## Current Details

Current Mode	Waveform image	Output mode	Maximum amplitude (peak)	Frequency
IF-4		Constant, Sweep	100 mA	1–250 Hz
IF-2		Constant, Sweep	100 mA	1–250 Hz
EMS		Surge Independent, Surge Co-Cont, Surge Alternate	100 mA	20–250 Hz
Russian		Surge Independent, Surge Co-Cont, Surge Alternate	100 mA	2.5 kHz
High Voltage (HV)		Constant, Sweep, Burst, Surge Independent, Surge Co-Cont, Surge Alternate	600 mA	0.5–200 Hz
TENS		Constant, Sweep, Burst, Surge Independent, Surge Co-Cont, Surge Alternate	100 mA	0.5–250 Hz
Microcurrent (MCR)		Constant	750 µA	0.2–400 Hz
Galvanic		Continuous, Interrupted	20 mA	0.95–15.8 Hz
Faradic		Surge Independent	70 mA	20–250 Hz
Diadynamic		DF, MF, CP, CP-ISO, LP, RS	70 mA	50 Hz or 100 Hz
Traebert		Constant	70 mA	142 Hz
I/T Curve • AQ		Constant	70 mA	I/T Curve: 0.33–0.5 Hz AQ: 0.33 Hz

Specifications

	ES-5400	EU-5200
Power supply	AC 100–240 V, 50/60 Hz	
Power consumption	150 VA	100 VA
Number of channels	4	2
Display	Full-color, 7" LCD touch screen	
Safety class according to IEC 60601-1	Class I, Type BF	
Dimensions	345 (W) × 270 (D) × 145 (H) mm	
Weight	2.5 kg	2.3 kg
IF carrier frequency	2 kHz, 4 kHz, 5 kHz, 8 kHz, 10 kHz	
Vector sweep (for IF-4)	0°, 15°, 30°, 45°	
User-defined protocol memories	120	
Pre-programmed clinical protocols	28	
Timer	Max. 60 min.	

Ordering Data

Standard Kit		*Standard kit includes main unit.	ES-5400	ES-5200
B180534	Electrode Cable (Brown)		1x	1x
B180535	Electrode Cable (Red)		1x	1x
B180536	Electrode Cable (Orange)		1x	—
B180537	Electrode Cable (Yellow)		1x	—
011151	Rubber Electrode (M), 60 × 50 mm, 2pcs/pack		4x	2x
011148	Electrode Sponge A (M), 80 × 65 mm, 2pcs/pack		4x	2x
011655	Strap (L), 80 × 1200 mm		4x	2x
011654	Strap (S), 80 × 600 mm		4x	2x
180562	Power Supply Cord (220–240 V, Type F) or		1x	1x
180559	Power Supply Cord (110–120 V, Type A)			

011655

011654

B180536

011148

011151

B180537

B180534

B180535

Optional Accessories		*Available to both ES-5400 and ES-5200
011152	Rubber Electrode (L), 100 × 60 mm, 2pcs/pack	
011150	Rubber Electrode (S), 50 × 30 mm, 2pcs/pack	
011149	Electrode Sponge A (L), 120 × 80 mm, 2pcs/pack	
011147	Electrode Sponge A (S), 70 × 45 mm, 2pcs/pack	
010306	Self-adhesive Electrode, 49 × 49 mm, 4pcs/pack	
010747	Self-adhesive Electrode, 89 × 51 mm, 4pcs/pack	
010889	Self-adhesive Electrode, ø32, 4pcs/pack	
011356	HV/DC Probe	
011172	MCR (Microcurrent) Probe, 2pcs/pack	
—	Vacuum Unit (Please see next page.)	

011356

011172

010306

011149

011147

011152

011150

010889

010747

# SU-540 / SU-520<BK>

## Blow-out System 4 or 2 Channels Vacuum Unit



SU-540 with ES-5400

SU-520<BK> with ES-5200

**SU-540 for ES-5400 and SU-520<BK> for ES-5200, both models adopt blow-out vacuum system, and therefore no water reservoir is needed. It is virtually maintenance-free, since dust or moisture does not adhere inside the tube or on the connections, resulting in preventing blockages and oxidation.**

Specifications

	SU-540	SU-520 <BK>
Power supply	AC 100–240 V, 50/60 Hz	AC 110, 120 or 220–240 V, 50/60 Hz
Power consumption	150 VA	110 and 120 V: 70 VA 220–240 V: 90 VA
Number of channels	4 independent	2 independent
Dimensions	345 (W) × 315 (D) × 115 (H) mm	345 (W) × 267 (D) × 116 (H) mm
Weight	8.5 kg	8 kg
Suction pressure	0 to -100 mmHg	

Ordering Data

Standard Kit		*Standard kit includes main unit.	SU-540	SU-520 <BK>
011771	Electrode Hose (Blue)		2x	1x
011772	Electrode Hose (Gray)		2x	1x
012399	Vacuum Electrode B (S), ø80 (Gray)		4x	2x
012400	Vacuum Electrode B (S), ø80 (Blue)		4x	2x
011276	Electrode Sponge B (S), ø70, 4pcs/pack		4x	2x
180562	Power Supply Cord (220–240 V, Type F) or		1x	1x
180559	Power Supply Cord (110–120 V, Type A)			

011276

012400

012399

011771

011772

Optional Accessories		*Available to both SU-540 and SU-520 <BK>
012401	Vacuum Electrode B (L), ø100 (Gray)	
012402	Vacuum Electrode B (L), ø100 (Blue)	
120974	Suction Cup (L), ø100 (Gray) (cup only)	
120975	Suction Cup (L), ø100 (Blue) (cup only)	
120976	Suction Cup (S), ø80 (Gray) (cup only)	
120977	Suction Cup (S), ø80 (Blue) (cup only)	
151157	Suction Steel Plate (L), ø55	
151083	Suction Steel Plate (S), ø45	
121359	Suction Head	
121360	Suction Head Cup	
011277	Electrode Sponge B (L), ø90, 4pcs/pack	
220278	Paper Disk (L), ø90, 100pcs/pack	
220279	Paper Disk (S), ø70, 100pcs/pack	

012401

012402

011277

220279

120974

120975

151157

151083

121359

121360

220278

120976

120977